

Oppervlakte in m²

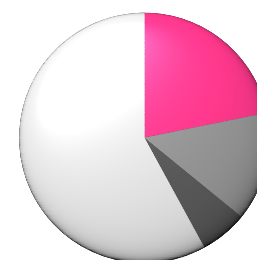
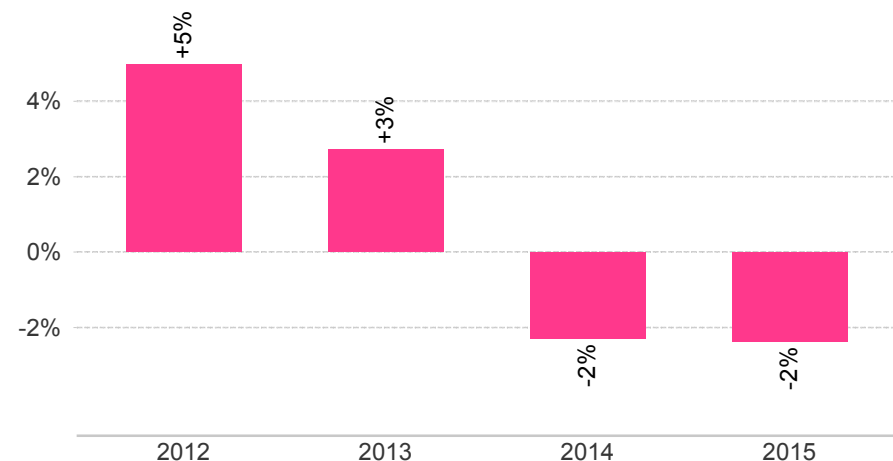
2011	Open	Half open	Gesloten	Appartement	Totaal
O	1.185.134	761.006	351.101	2.220.659	4.517.900
W	1.077.630	653.630	315.851	3.040.590	5.087.700
Z	1.128.737	767.439	320.232	2.612.669	4.829.076
België	3.391.501	2.182.075	987.183	7.873.917	14.434.676

2012	Open	Half open	Gesloten	Appartement	Totaal
O	1.277.576	739.605	332.471	3.158.116	5.507.768
W	1.095.160	656.357	322.744	2.875.391	4.949.651
Z	1.017.222	732.497	317.940	2.625.684	4.693.344
België	3.389.957	2.128.459	973.155	8.659.191	15.150.763

2013	Open	Half open	Gesloten	Appartement	Totaal
O	1.253.297	695.971	325.219	3.234.255	5.508.742
W	1.071.796	734.525	299.133	3.038.865	5.144.319
Z	1.064.401	762.961	332.466	2.747.744	4.907.573
België	3.389.494	2.193.457	956.819	9.020.864	15.560.634

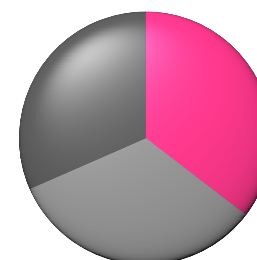
2014	Open	Half open	Gesloten	Appartement	Totaal
O	1.379.327	653.973	343.982	3.424.505	5.801.787
W	1.169.869	647.718	329.046	2.962.893	5.109.526
Z	1.028.522	621.268	396.402	2.248.155	4.294.347
België	3.577.718	1.922.959	1.069.430	8.635.553	15.205.660

2015	Open	Half open	Gesloten	Appartement	Totaal
O	1.624.339	782.071	337.492	3.358.649	6.102.551
W	1.398.359	630.522	270.449	3.038.865	5.338.195
Z	901.857	543.610	312.317	1.648.647	3.406.430
België	3.924.555	1.956.202	920.258	8.046.161	14.847.175



2013 Woningtype

- Open 22%
- Half open 14%
- Gesloten 6%
- Appartement 58%



2013 Regio

- O 35%
- W 33%
- Z 32%

Buitengevel

Buitengevel - Wandopbouw

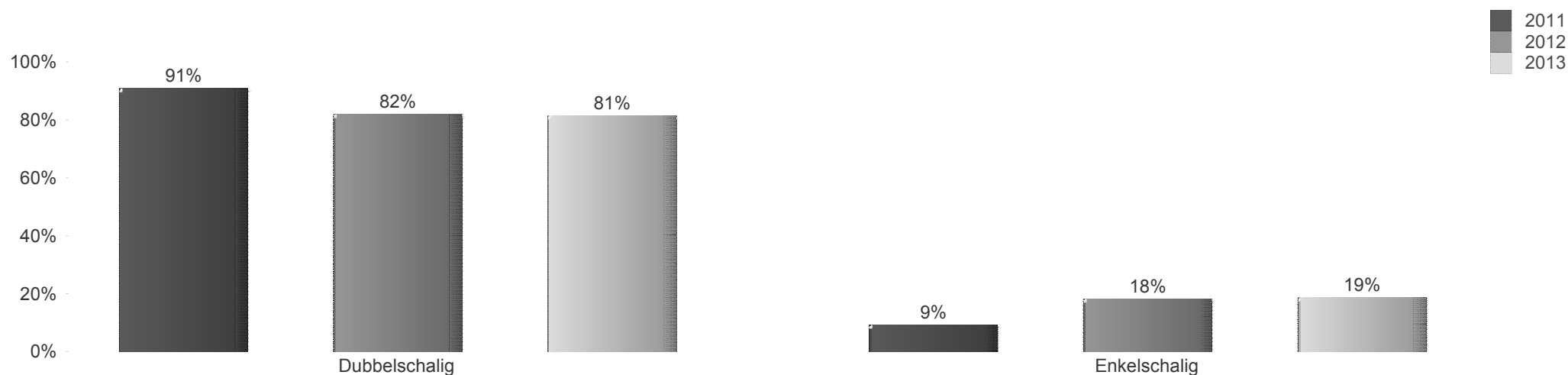
Totaal België

Oppervlakte in m²

	Open		Half open		Gesloten		Appartement		Totaal	
2011										
Dubbelschalig	3.155.005	22%	2.053.649	14%	889.987	6%	7.011.920	49%	13.110.562	91%
Enkelschalig	236.496	2%	128.425	1%	97.196	1%	861.997	6%	1.324.115	9%
Totaal	3.391.501	23%	2.182.075	15%	987.183	7%	7.873.917	55%	14.434.676	100%

	Open		Half open		Gesloten		Appartement		Totaal	
2012										
Dubbelschalig	3.041.899	20%	2.005.484	13%	859.771	6%	6.492.192	43%	12.399.346	82%
Enkelschalig	348.058	2%	122.975	1%	113.384	1%	2.166.999	14%	2.751.417	18%
Totaal	3.389.957	22%	2.128.459	14%	973.155	6%	8.659.191	57%	15.150.763	100%

	Open		Half open		Gesloten		Appartement		Totaal	
2013										
Dubbelschalig	3.026.336	19%	1.981.518	13%	853.295	5%	6.810.716	44%	12.671.864	81%
Enkelschalig	363.159	2%	211.940	1%	103.524	1%	2.210.149	14%	2.888.770	19%
Totaal	3.389.494	22%	2.193.457	14%	956.819	6%	9.020.864	58%	15.560.634	100%



Buitengevel

Oost

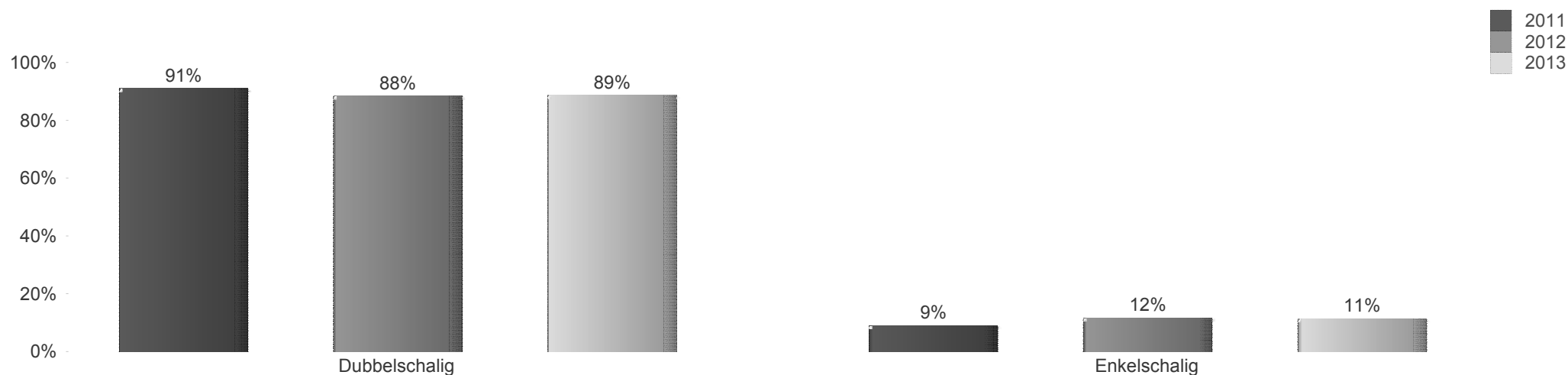
Buitengevel - Wandopbouw

Oppervlakte in m²

	Open		Half open		Gesloten		Appartement		Totaal	
2011										
Dubbelschalig	1.114.605	25%	739.642	16%	331.861	7%	1.924.091	43%	4.110.200	91%
Enkelschalig	70.529	2%	21.364	0%	19.240	0%	296.567	7%	407.700	9%
Totaal	1.185.134	26%	761.006	17%	351.101	8%	2.220.659	49%	4.517.900	100%

	Open		Half open		Gesloten		Appartement		Totaal	
2012										
Dubbelschalig	1.167.071	21%	690.460	13%	301.844	5%	2.707.408	49%	4.866.783	88%
Enkelschalig	110.505	2%	49.145	1%	30.626	1%	450.708	8%	640.985	12%
Totaal	1.277.576	23%	739.605	13%	332.471	6%	3.158.116	57%	5.507.768	100%

	Open		Half open		Gesloten		Appartement		Totaal	
2013										
Dubbelschalig	1.108.908	20%	648.178	12%	306.921	6%	2.816.983	51%	4.880.990	89%
Enkelschalig	144.389	3%	47.793	1%	18.298	0%	417.272	8%	627.752	11%
Totaal	1.253.297	23%	695.971	13%	325.219	6%	3.234.255	59%	5.508.742	100%



Buitengevel

West

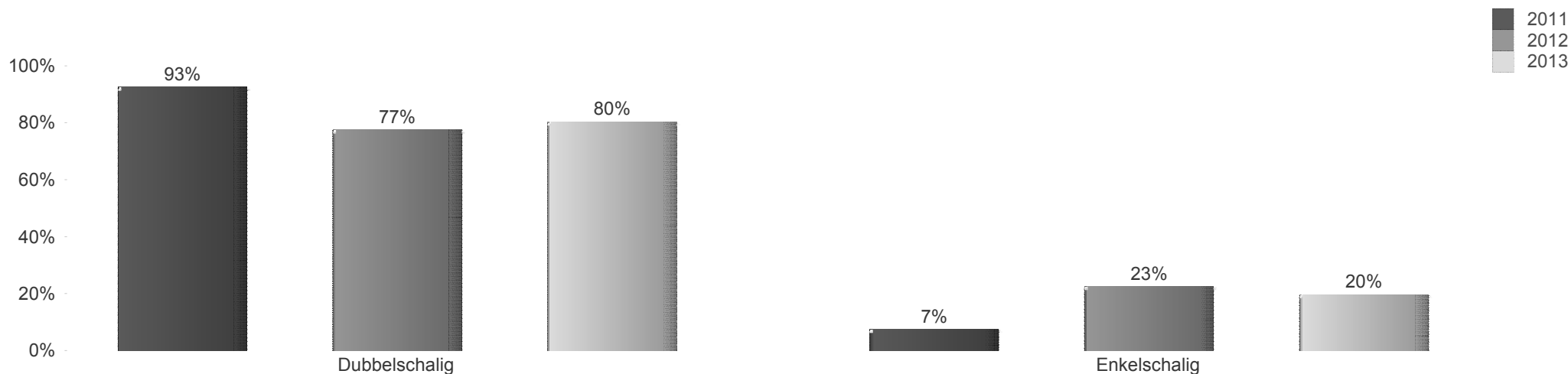
Buitengevel - Wandopbouw

Oppervlakte in m²

	Open		Half open		Gesloten		Appartement		Totaal	
2011										
Dubbelschalig	994.370	20%	602.880	12%	293.400	6%	2.817.041	55%	4.707.691	93%
Enkelschalig	83.260	2%	50.750	1%	22.451	0%	223.549	4%	380.009	7%
Totaal	1.077.630	21%	653.630	13%	315.851	6%	3.040.590	60%	5.087.700	100%

	Open		Half open		Gesloten		Appartement		Totaal	
2012										
Dubbelschalig	952.296	19%	620.195	13%	281.965	6%	1.979.103	40%	3.833.559	77%
Enkelschalig	142.863	3%	36.162	1%	40.779	1%	896.288	18%	1.116.093	23%
Totaal	1.095.160	22%	656.357	13%	322.744	7%	2.875.391	58%	4.949.651	100%

	Open		Half open		Gesloten		Appartement		Totaal	
2013										
Dubbelschalig	951.075	18%	614.560	12%	244.766	5%	2.320.733	45%	4.131.135	80%
Enkelschalig	120.721	2%	119.965	2%	54.367	1%	718.131	14%	1.013.184	20%
Totaal	1.071.796	21%	734.525	14%	299.133	6%	3.038.865	59%	5.144.319	100%



Buitengevel

Buitengevel - Wandopbouw

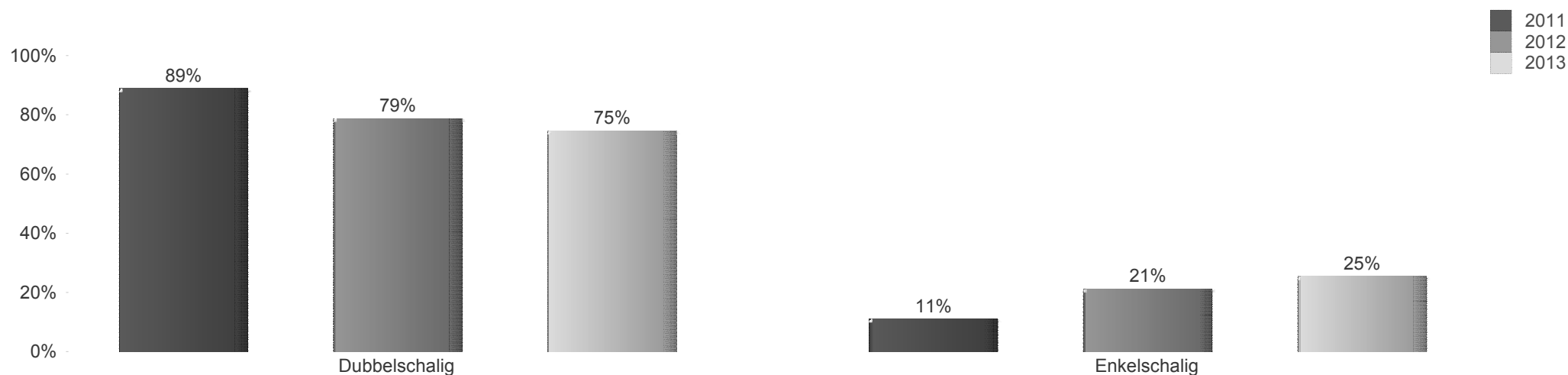
Zuid

Oppervlakte in m²

	Open		Half open		Gesloten		Appartement		Totaal	
2011										
Dubbelschalig	1.046.030	22%	711.127	15%	264.727	5%	2.270.787	47%	4.292.671	89%
Enkelschalig	82.708	2%	56.312	1%	55.505	1%	341.881	7%	536.406	11%
Totaal	1.128.737	23%	767.439	16%	320.232	7%	2.612.669	54%	4.829.076	100%

	Open		Half open		Gesloten		Appartement		Totaal	
2012										
Dubbelschalig	922.532	20%	694.829	15%	275.962	6%	1.805.681	38%	3.699.005	79%
Enkelschalig	94.690	2%	37.668	1%	41.978	1%	820.003	17%	994.339	21%
Totaal	1.017.222	22%	732.497	16%	317.940	7%	2.625.684	56%	4.693.344	100%

	Open		Half open		Gesloten		Appartement		Totaal	
2013										
Dubbelschalig	966.353	20%	718.779	15%	301.608	6%	1.672.999	34%	3.659.739	75%
Enkelschalig	98.048	2%	44.182	1%	30.858	1%	1.074.745	22%	1.247.834	25%
Totaal	1.064.401	22%	762.961	16%	332.466	7%	2.747.744	56%	4.907.573	100%

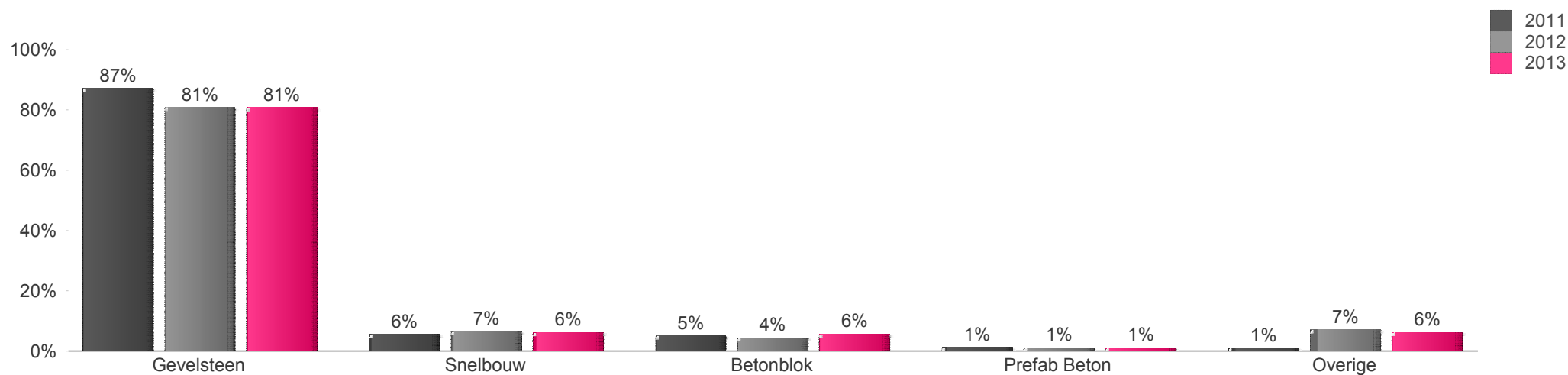


Buitengevel - Materiaal

Totaal België

Oppervlakte in m²

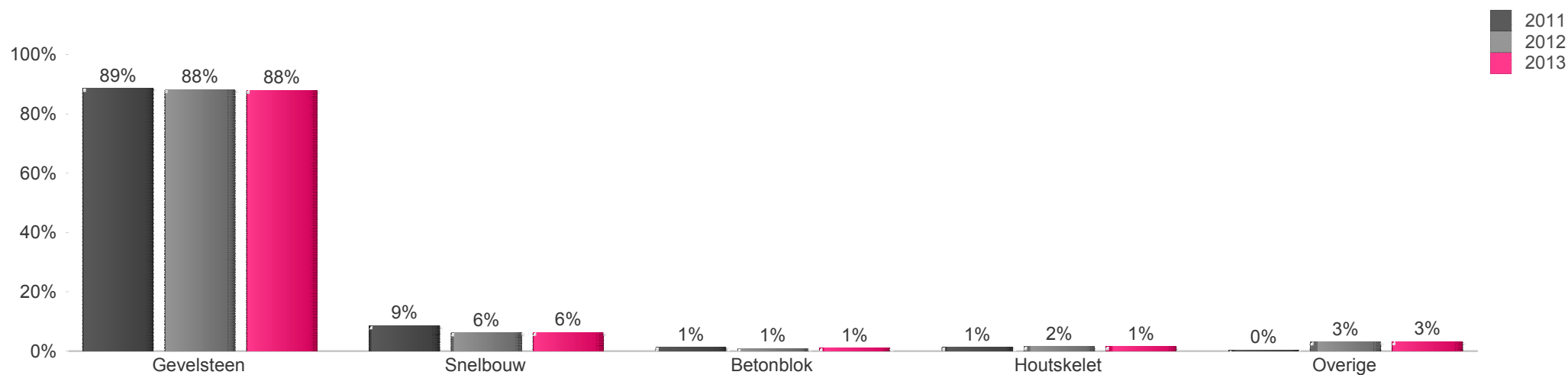
	2011		2012		2013	
Gevelsteen	12.576.171	87%	12.243.147	81%	12.565.150	81%
Snelbouw	805.046	6%	989.398	7%	960.874	6%
Betonblok	728.325	5%	678.130	4%	880.214	6%
Prefab Beton	175.203	1%	174.557	1%	178.511	1%
Overige	149.932	1%	1.065.532	7%	975.886	6%
	14.434.676	100%	15.150.763	100%	15.560.634	100%



Buitengevel - Materiaal

Oppervlakte in m²

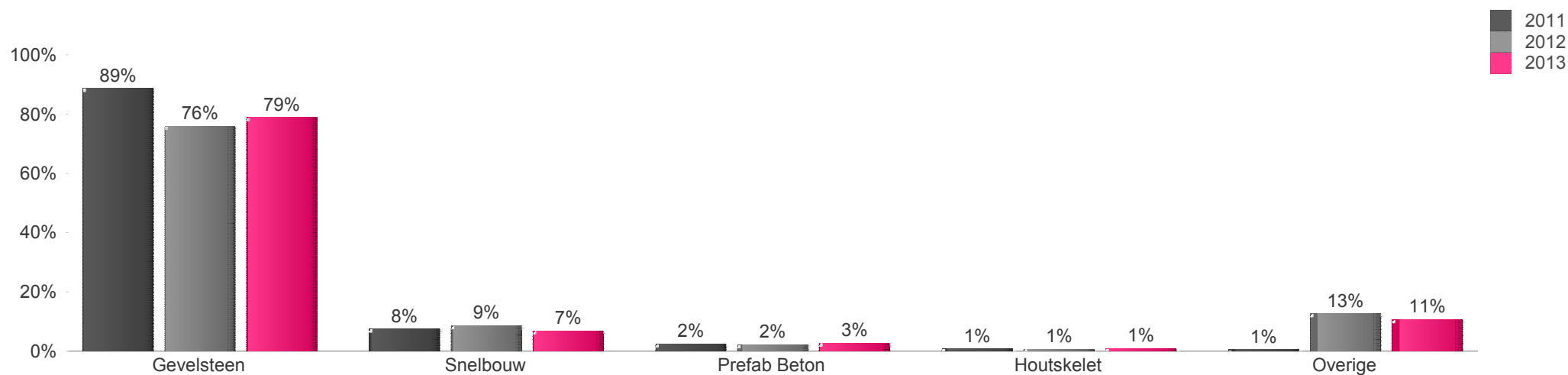
	2011		2012		2013	
Gevelsteen	4.003.160	89%	4.861.390	88%	4.845.800	88%
Snelbouw	387.604	9%	342.632	6%	348.876	6%
Houtskelet	55.492	1%	82.672	2%	82.555	1%
Betonblok	56.521	1%	48.272	1%	54.952	1%
Overige	15.123	0%	172.801	3%	176.559	3%
	4.517.900	100%	5.507.768	100%	5.508.742	100%



Buitengevel - Materiaal

Oppervlakte in m²

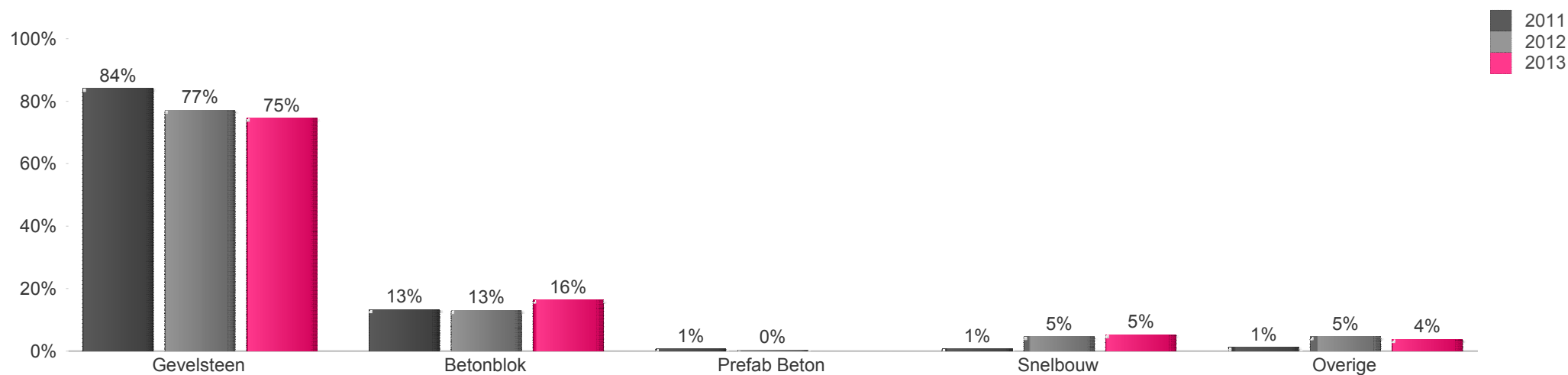
	2011		2012		2013	
Gevelsteen	4.512.719	89%	3.760.510	76%	4.057.358	79%
Snelbouw	384.093	8%	424.417	9%	352.752	7%
Prefab Beton	121.598	2%	106.167	2%	138.029	3%
Houtskelet	42.572	1%	33.249	1%	46.782	1%
Overige	26.719	1%	625.309	13%	549.397	11%
	5.087.700	100%	4.949.651	100%	5.144.319	100%



Buitengevel - Materiaal

Oppervlakte in m²

	2011		2012		2013	
Gevelsteen	4.060.541	84%	3.620.889	77%	3.661.049	75%
Betonblok	643.685	13%	614.941	13%	802.981	16%
Snelbouw	33.899	1%	221.750	5%	257.726	5%
Prefab Beton	34.559	1%	18.661	0%	0	0%
Overige	56.392	1%	217.102	5%	185.817	4%
	4.829.076	100%	4.693.344	100%	4.907.573	100%



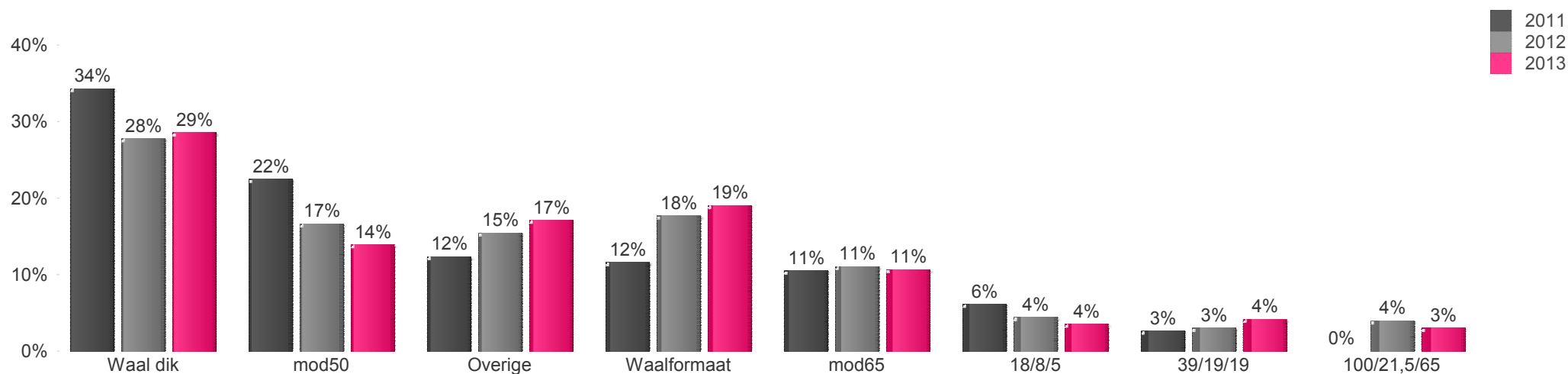
Buitengevel

Buitengevel - Formaat

Totaal België

Oppervlakte in m²

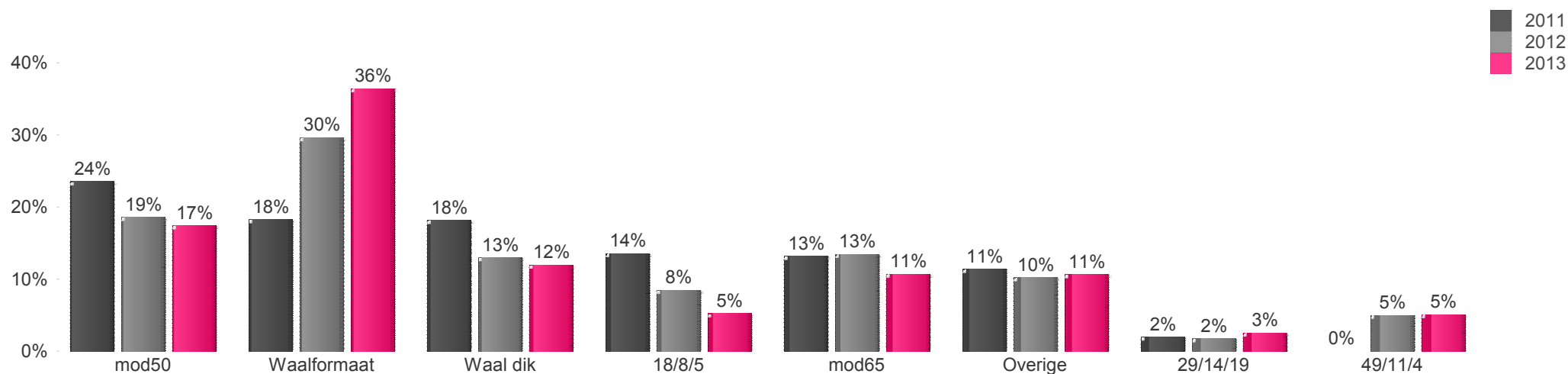
	2011		2012		2013	
Waal dik	4.831.785	34%	4.094.789	28%	4.311.244	29%
Waalformaat	1.633.687	12%	2.608.435	18%	2.874.236	19%
mod50	3.164.308	22%	2.452.038	17%	2.100.655	14%
mod65	1.480.618	11%	1.633.515	11%	1.608.588	11%
39/19/19	368.525	3%	444.646	3%	633.233	4%
18/8/5	864.834	6%	650.857	4%	534.640	4%
100/21,5/65	0	0%	582.424	4%	453.660	3%
29/14/19	226.340	2%	296.246	2%	330.905	2%
29/9/5	6.772	0%	60.622	0%	291.520	2%
Overige	1.505.610	11%	1.920.725	13%	1.963.671	13%
	14.082.478	100%	14.744.297	100%	15.102.353	100%



Buitengevel - Formaat

Oppervlakte in m²

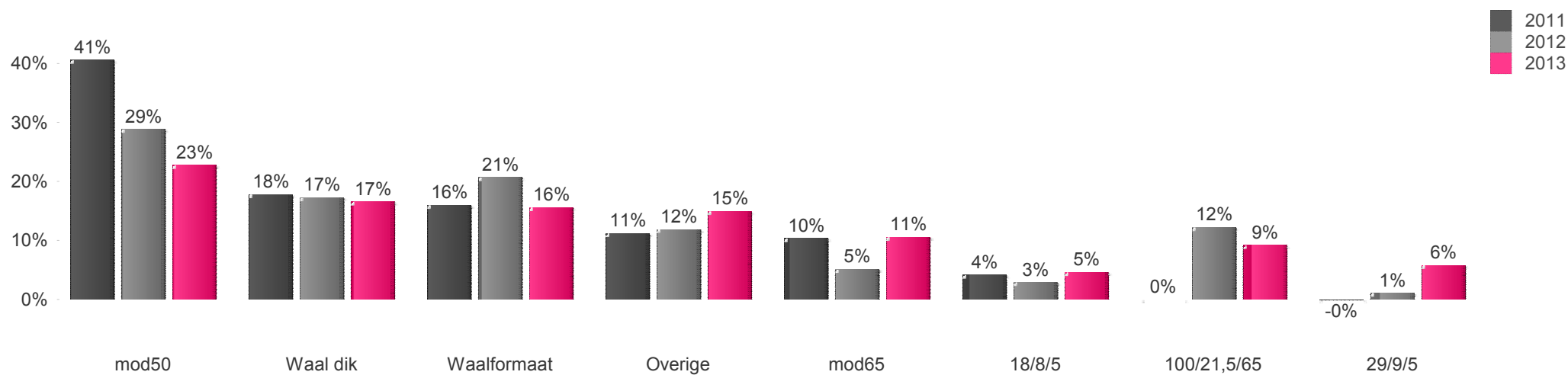
	2011		2012		2013	
Waalformaat	807.572	18%	1.587.803	30%	1.952.331	36%
mod50	1.039.807	24%	994.612	19%	934.411	17%
Waal dik	802.164	18%	696.152	13%	640.938	12%
mod65	582.453	13%	720.239	13%	572.834	11%
18/8/5	599.163	14%	451.264	8%	279.663	5%
49/11/4	0	0%	267.142	5%	272.554	5%
29/14/19	86.495	2%	92.574	2%	136.119	3%
90/15/64	6.346	0%	99.182	2%	105.874	2%
21,5/7/5	56.653	1%	69.664	1%	88.409	2%
Overige	439.566	10%	378.137	7%	376.333	7%
	4.420.219	100%	5.356.769	100%	5.359.467	100%



Buitengevel - Formaat

Oppervlakte in m²

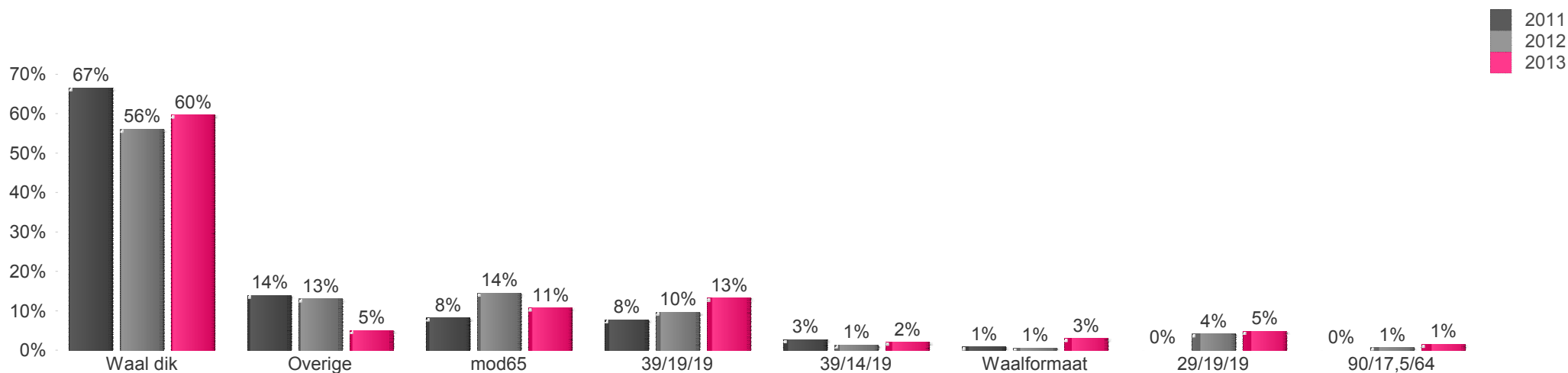
	2011			2012			2013		
mod50	1.992.592	41%		1.375.483	29%		1.120.118	23%	
Waal dik	873.126	18%		824.663	17%		814.186	17%	
Waalformaat	783.280	16%		986.596	21%		767.620	16%	
mod65	508.885	10%		244.411	5%		518.814	11%	
100/21,5/65	0	0%		581.650	12%		452.659	9%	
29/9/5	-310	-0%		51.180	1%		286.045	6%	
18/8/5	202.775	4%		139.202	3%		226.307	5%	
29/14/19	118.999	2%		186.439	4%		172.586	4%	
22,5/10,5/4	0	0%		33.620	1%		163.720	3%	
Overige	431.189	9%		345.492	7%		398.811	8%	
	4.910.536	100%		4.768.736	100%		4.920.865	100%	



Buitengevel - Formaat

Oppervlakte in m²

	2011		2012		2013	
Waal dik	3.163.094	67%	2.589.292	56%	2.880.680	60%
39/19/19	366.744	8%	446.480	10%	636.656	13%
mod65	388.987	8%	668.856	14%	516.246	11%
29/19/19	0	0%	191.921	4%	232.669	5%
Waalformaat	41.063	1%	26.938	1%	143.881	3%
39/14/19	130.723	3%	62.459	1%	97.930	2%
90/17,5/64	0	0%	32.819	1%	71.779	1%
29/9/9	0	0%	54.528	1%	56.522	1%
60/20/25	5.151	0%	34.234	1%	42.452	1%
Overige	655.960	14%	511.266	11%	143.207	3%
	4.751.722	100%	4.618.793	100%	4.822.021	100%

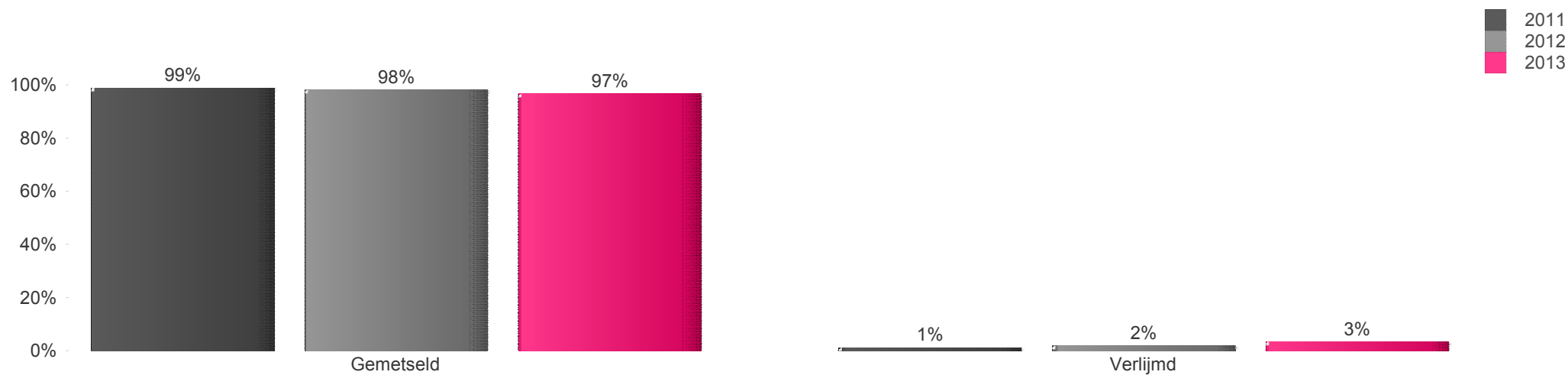


Buitengevel - Verwerking gevelsteen

Totaal België

Oppervlakte in m²

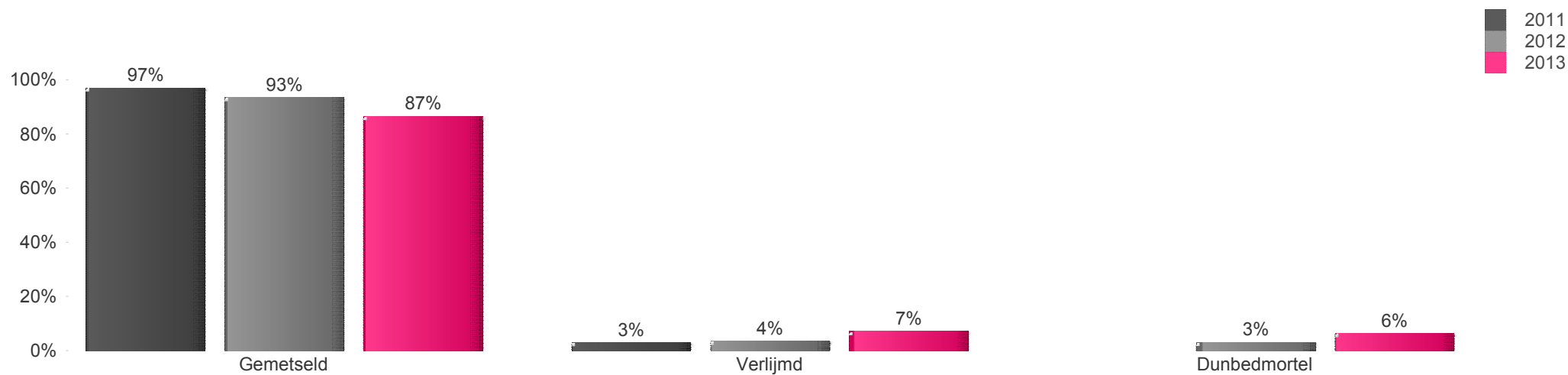
	2011		2012		2013	
Gemetseld	12.400.685	99%	11.760.073	96%	11.522.777	92%
Dunbedmortel	0	0%	248.065	2%	586.788	5%
Verlijmd	140.987	1%	221.562	2%	394.514	3%
	12.541.672	100%	12.229.700	100%	12.504.078	100%



Buitengevel - Verwerking gevelsteen

Oppervlakte in m²

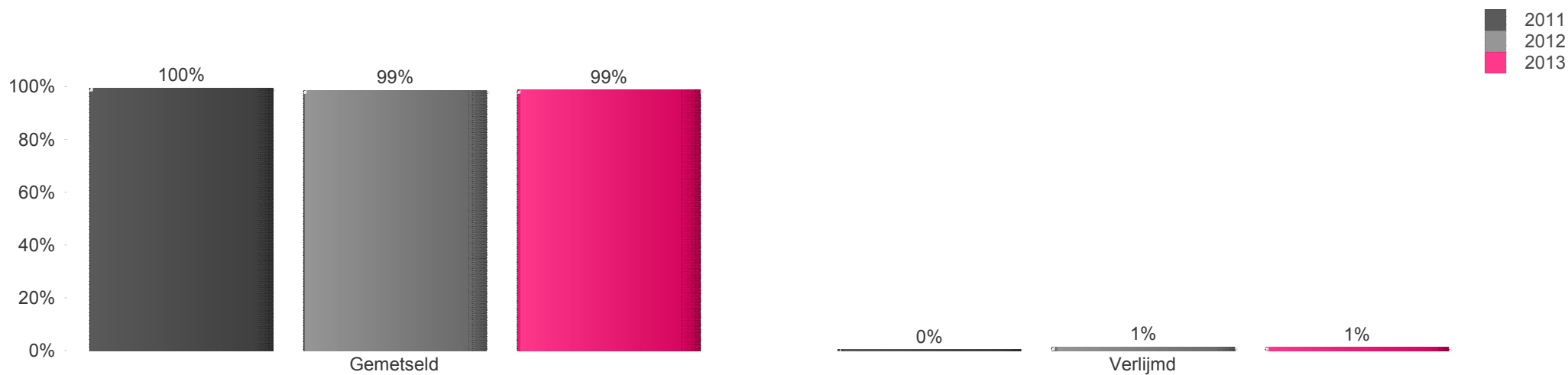
	2011		2012		2013	
Gemetseld	3.853.508	97%	4.540.478	93%	4.183.976	87%
Verlijmd	118.648	3%	172.078	4%	345.921	7%
Dunbedmortel	0	0%	148.835	3%	306.294	6%
	3.972.156	100%	4.861.390	100%	4.836.191	100%



Buitengevel - Verwerking gevelsteen

Oppervlakte in m²

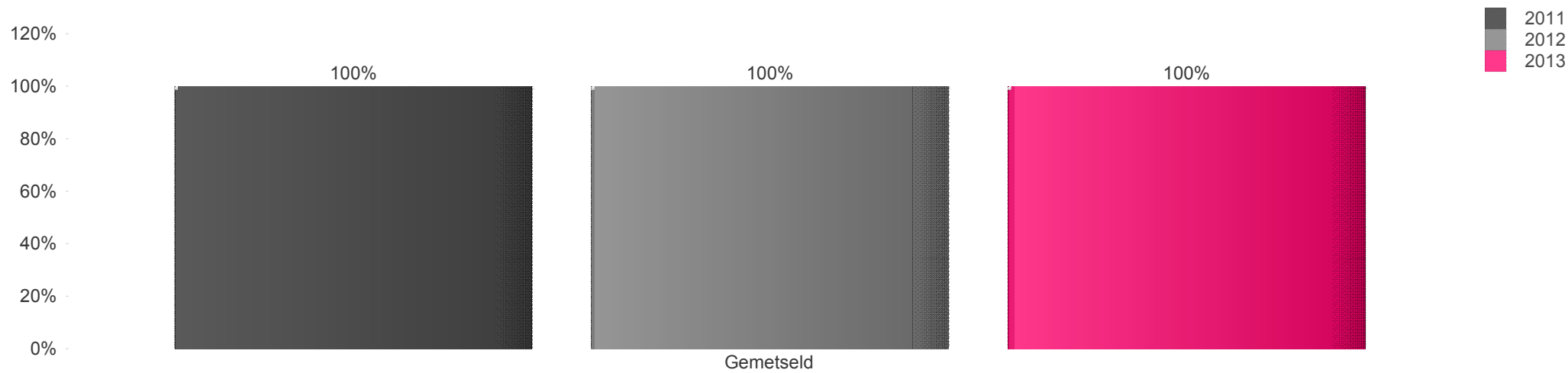
	2011		2012		2013	
Gemetseld	4.490.502	100%	3.612.308	96%	3.732.663	92%
Dunbedmortel	0	0%	99.003	3%	273.742	7%
Verlijmd	22.218	0%	49.199	1%	48.300	1%
	4.512.719	100%	3.760.510	100%	4.054.705	100%



Buitengevel - Verwerking gevelsteen

Oppervlakte in m²

	2011		2012		2013	
Gemetseld	4.056.796	100%	3.607.800	100%	3.606.600	100%
Dunbedmortel	0	0%	0	0%	6.583	0%
	0	0%	0	0%	0	0%
	4.056.796	100%	3.607.800	100%	3.613.182	100%

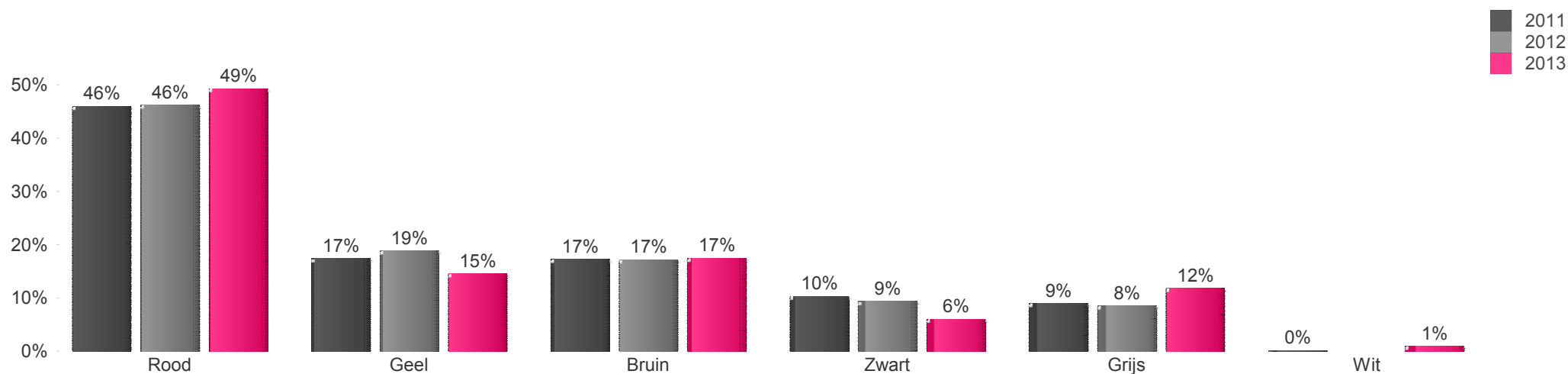


Buitengevel - Kleur gevelsteen

Totaal België

Oppervlakte in m²

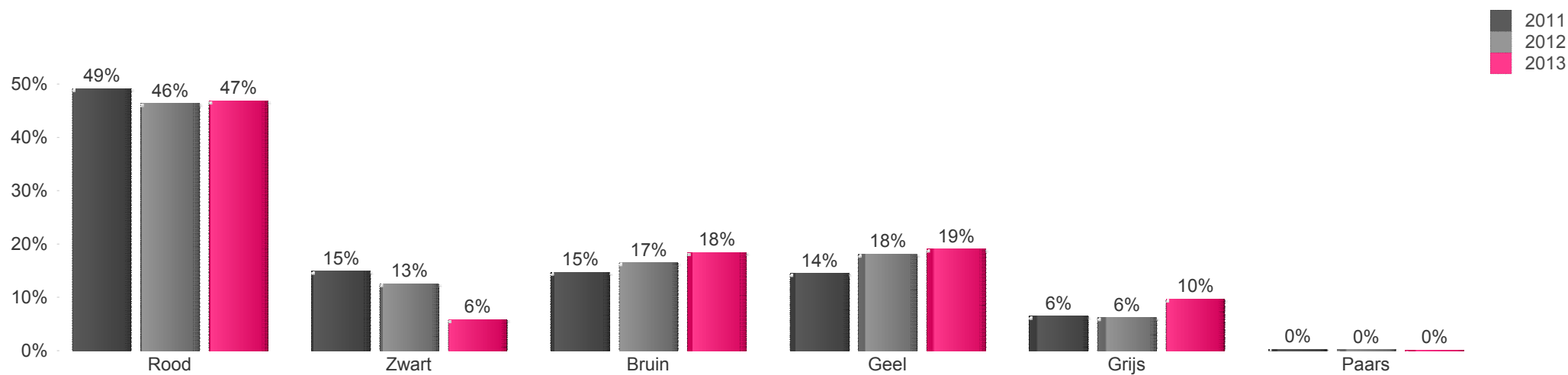
	2011		2012		2013	
Rood	5.732.291	46%	5.526.309	46%	6.022.438	49%
Bruin	2.150.511	17%	2.052.200	17%	2.131.859	17%
Geel	2.168.439	17%	2.251.898	19%	1.777.596	15%
Grijs	1.117.238	9%	1.014.259	8%	1.438.809	12%
Zwart	1.288.643	10%	1.120.902	9%	733.118	6%
Wit	17.135	0%	0	0%	114.642	1%
	12.484.535	100%	11.982.103	100%	12.231.291	100%



Buitengevel - Kleur gevelsteen

Oppervlakte in m²

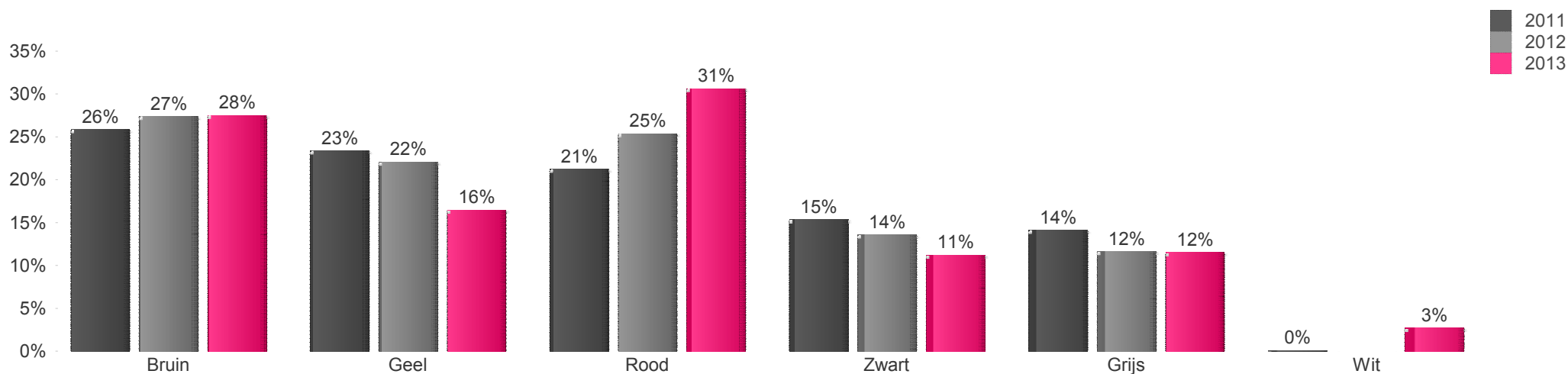
	2011		2012		2013	
Rood	1.937.388	49%	2.196.799	46%	2.209.358	47%
Geel	571.293	14%	857.567	18%	898.745	19%
Bruin	580.780	15%	781.456	17%	869.294	18%
Grijs	254.247	6%	293.916	6%	457.174	10%
Zwart	586.875	15%	596.252	13%	275.385	6%
Paars	10.268	0%	9.008	0%	4.385	0%
	3.949.152	100%	4.734.999	100%	4.722.555	100%



Buitengevel - Kleur gevelsteen

Oppervlakte in m²

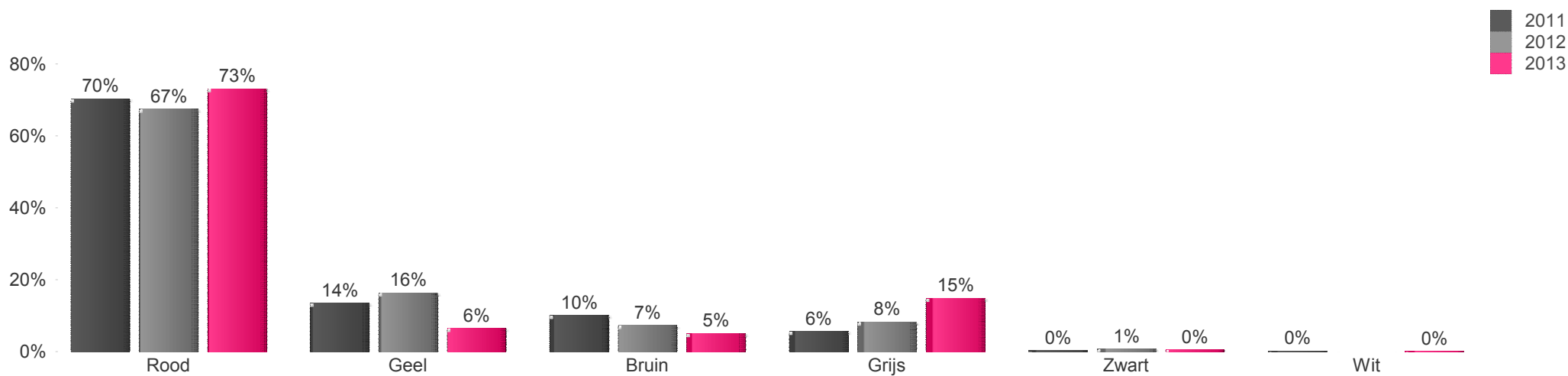
	2011		2012		2013	
Rood	954.395	21%	935.664	25%	1.204.064	31%
Bruin	1.161.416	26%	1.010.661	27%	1.081.602	28%
Geel	1.050.778	23%	813.253	22%	648.011	16%
Grijs	633.742	14%	428.364	12%	452.460	12%
Zwart	688.846	15%	500.104	14%	440.201	11%
Wit	4.256	0%	0	0%	104.809	3%
	4.493.433	100%	3.688.046	100%	3.931.146	100%



Buitengevel - Kleur gevelsteen

Oppervlakte in m²

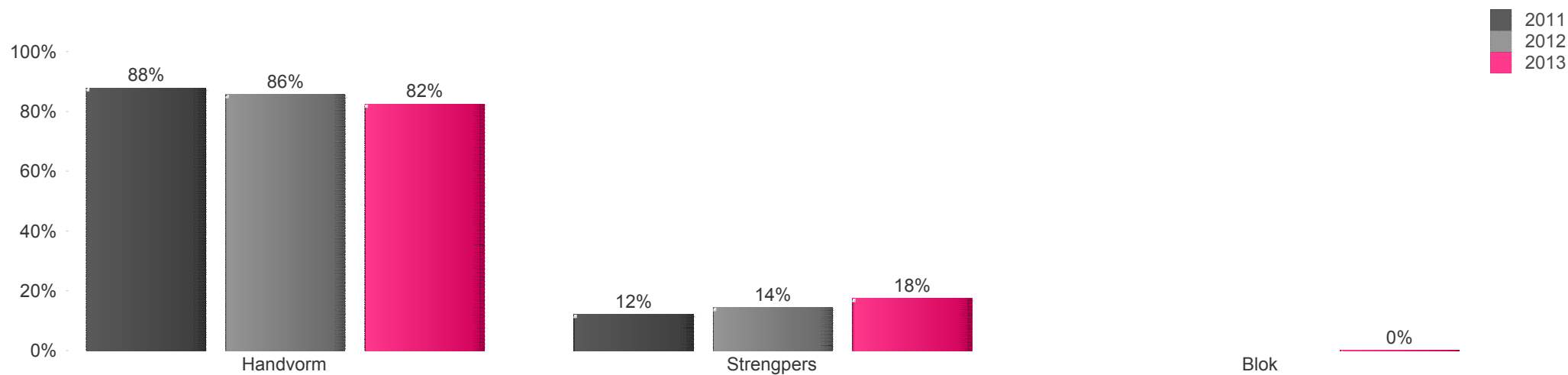
	2011		2012		2013	
Rood	2.842.307	70%	2.396.316	67%	2.610.185	73%
Grijs	229.227	6%	291.988	8%	529.161	15%
Geel	545.866	14%	580.767	16%	230.572	6%
Bruin	407.788	10%	259.093	7%	180.496	5%
Zwart	12.184	0%	23.372	1%	17.137	0%
Wit	4.578	0%	0	0%	1.593	0%
	4.041.949	100%	3.559.058	100%	3.577.589	100%



Buitengevel - Type gevelsteen

Oppervlakte in m²

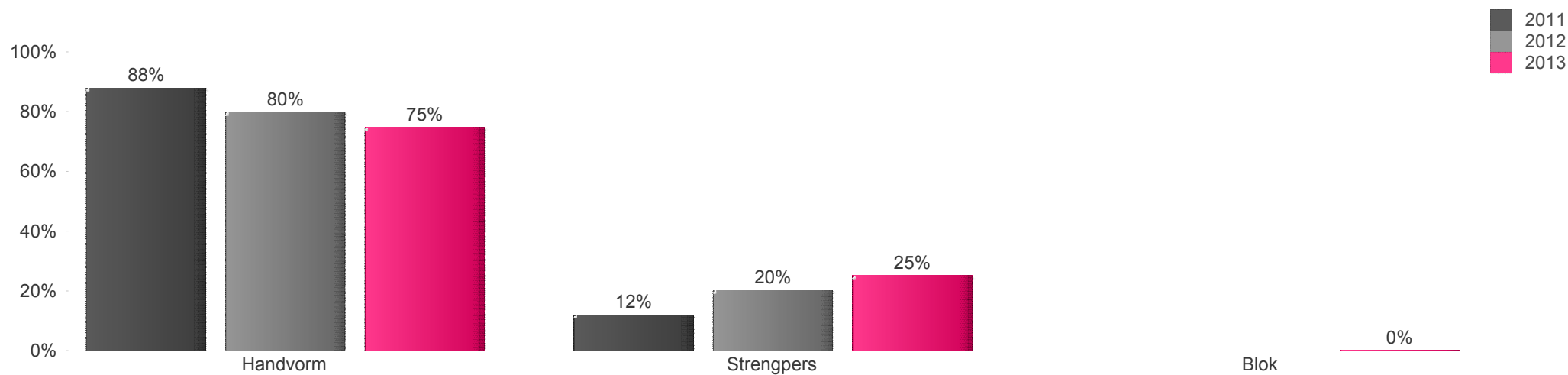
	2011		2012		2013	
Handvorm	10.973.858	88%	9.760.862	81%	9.057.488	74%
Strengpers	1.510.677	12%	1.642.351	14%	1.924.183	16%
Vormbak	0	0%	551.665	5%	1.210.408	10%
Wasserstrich	0	0%	27.225	0%	35.044	0%
	12.484.535	100%	11.982.103	100%	12.231.291	100%



Buitengevel - Type gevelsteen

Oppervlakte in m²

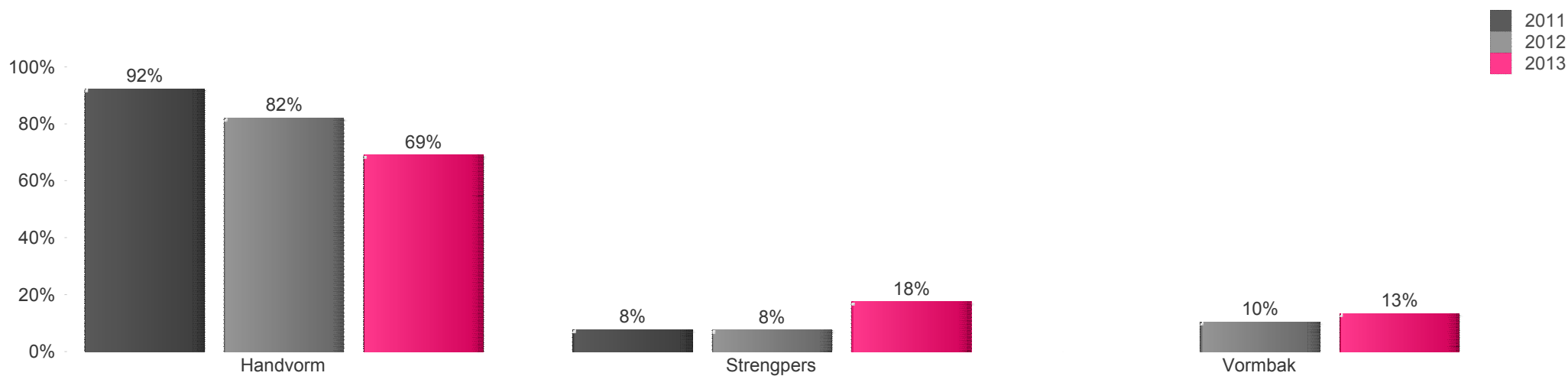
	2011		2012		2013	
Handvorm	3.472.888	88%	3.632.860	77%	3.009.075	64%
Strengpers	476.264	12%	920.317	19%	1.009.338	21%
Vormbak	0	0%	165.519	3%	676.790	14%
Wasserstrich	0	0%	16.304	0%	23.189	0%
	3.949.152	100%	4.734.999	100%	4.722.555	100%



Buitengevel - Type gevelsteen

Oppervlakte in m²

	2011		2012		2013	
Handvorm	4.147.239	92%	3.014.443	82%	2.707.503	69%
Strengpers	346.194	8%	277.089	8%	687.914	17%
Vormbak	0	0%	385.641	10%	525.989	13%
Wasserstrich	0	0%	10.873	0%	9.741	0%
	4.493.433	100%	3.688.046	100%	3.931.146	100%



Buitengevel - Type gevelsteen

Oppervlakte in m²

	2011		2012		2013	
Handvorm	3.353.773	83%	3.114.576	88%	3.341.936	93%
Strengpers	688.176	17%	444.482	12%	226.456	6%
Vormbak	0	0%	0	0%	7.106	0%
Wasserstrich	0	0%	0	0%	2.091	0%
	4.041.949	100%	3.559.058	100%	3.577.589	100%

